



**USER MANUAL FOR  
PRINTING EOA 2017-18**





## Contents

Printing EOA 2017-2018.....	2
1. Student Enrolment Data .....	3
Step 1 .....	3
Step 2 .....	3
Step 3 .....	4
Step 4 .....	5
2. Placement Details .....	6
Step 1 .....	6
Step 2 .....	6
Step 3 .....	7
3. New initiatives/CII Survey .....	8
Step 1 .....	8
Step 2 .....	8
Swachh Bharat .....	8
Digital India .....	8
CMAT/GPAT .....	8
Unnat Bharat Abhiyan.....	9
International Yoga Day.....	9
Skilled Vocational Programme(NSQF).....	9
Step 3 .....	11
4. CII Survey 2017.....	12
Step 1 .....	12
Step 2 .....	12
Step 3 .....	13
Step 4 .....	14
5 Print EoA 2017-18 .....	16
Step 1 Navigate to New Extension Approval .....	16
Step 2 Navigate to Print EoA 2017-18 tab .....	16
Step 3 Click on Reports Icon.....	16
Step 4 Select EoA Report 2017-18 from available options .....	17
Step 5 Saving Report.....	17
6 Viewing Existing Downloaded Reports .....	18



Printing EOA 2017-2018

Login in AICTE Web Portal

1. Submit Student Enrolment Data
2. Submit Placement Details
3. Submit New Initiatives/CII Survey
4. Submit Hard Copy to Regional Office

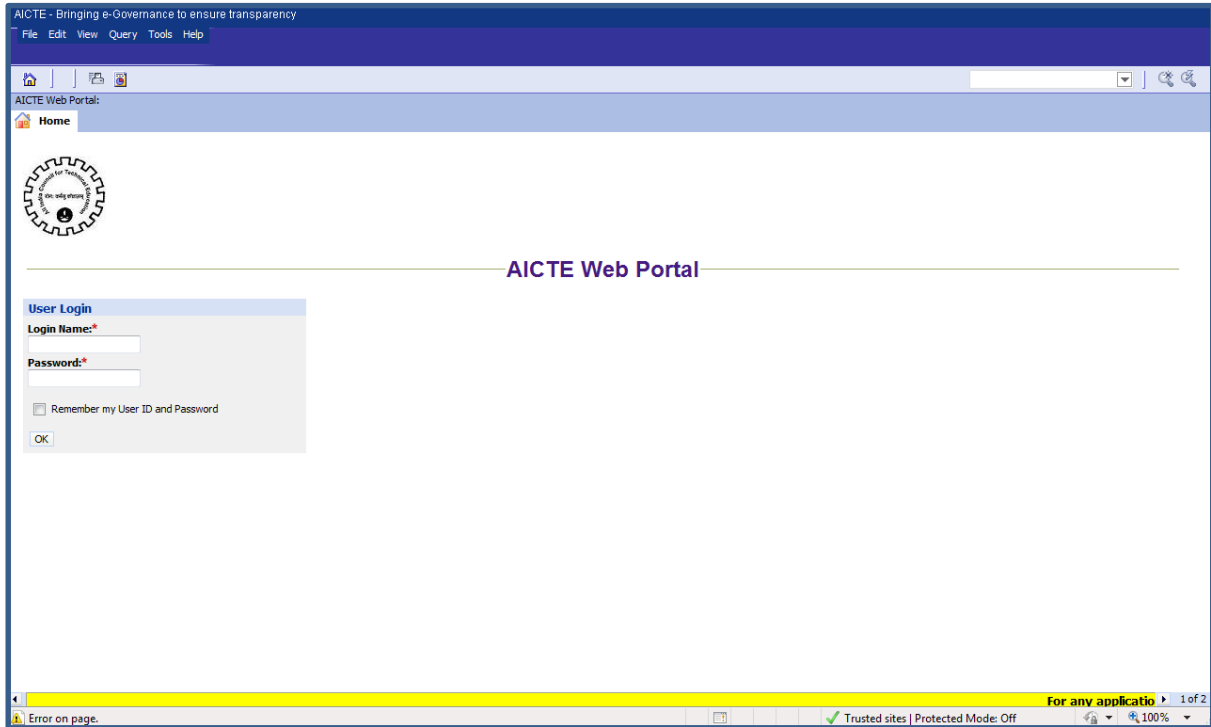
Click on Enable EOA Printing in New/Extension Approval Screen

- Navigate to Print EOA 2017-2018 tab in New/Extension Approval Screen
- Click on Report icon
- Select EOA Report 2017-2018
- Click on Submit in the pop up
- Save the Report



# 1. Student Enrolment Data

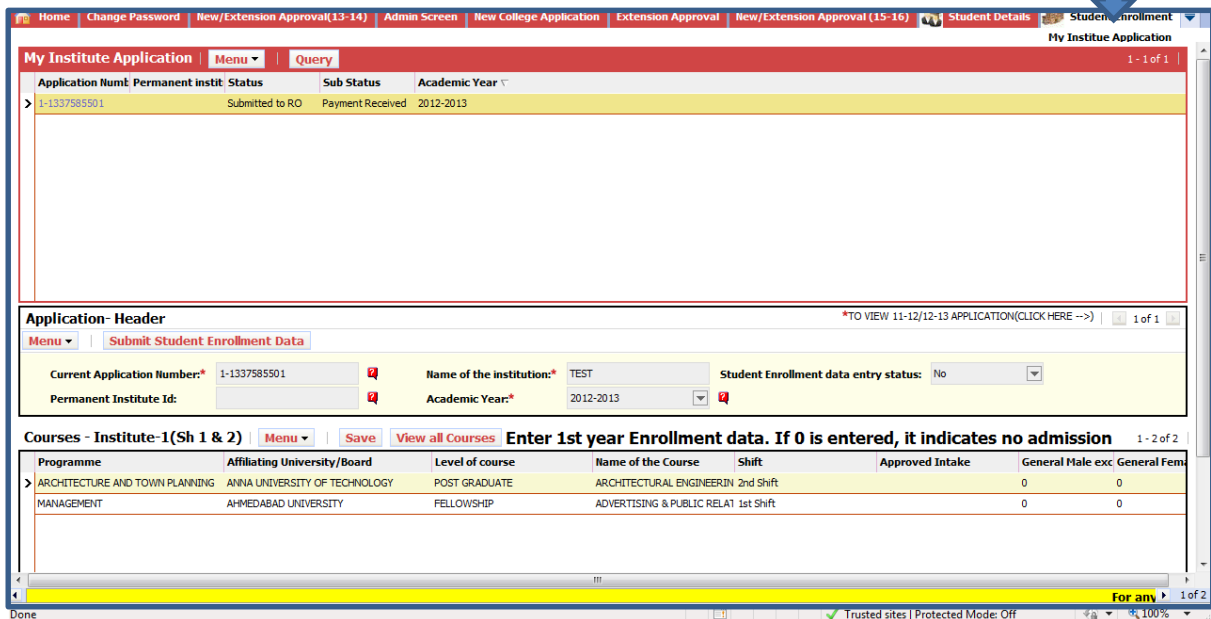
Step 1: Login to portal.



## Step 2

Navigate to "Student Enrolment" screen. Approved applications for 2012-13, 2013-14, 2014-15, 2015-16 and 2016-17 will be seen. Select each year application and enter student enrolment data against each course

**Note:** Only Approved Applications are visible







**Step 4:** Once student enrolment data entry for a year is completed. Click on “Submit Student Enrollment Data” button. On click of this button, Student Enrollment data entry status will be set to “Yes”.

The screenshot displays the 'My Institute Application' web interface. At the top, there is a navigation bar with 'Menu' and 'Query' options. Below this, a table shows application details for application number 1-1337585501, with status 'Submitted to RO' and sub-status 'Payment Received' for the academic year 2014-2015.

The 'Application-Header' section contains the following fields:

- Current Application Number: 1-1337585501
- Permanent Institute Id: [Redacted]
- Name of the institution: TEST
- Academic Year: 2014-2015
- Student Enrollment data entry status: Yes

The 'Courses - Institute-1(Sh 1 & 2)' section includes a table with the following data:

SR.No.	Course Unique Id	Programme	Affiliating University/Board	Level of course	Name of the Course	Shift	Approved Intake
1	1-1349953595	ARCHITECTURE AND TOWN PLANNING	ANNA UNIVERSITY OF TECHNOLOGY	POST GRADUATE	ARCHITECTURAL ENGINEERIN	2nd Shift	
2	1-1488341015	MANAGEMENT	AHMEDABAD UNIVERSITY	FELLOWSHIP	ADVERTISING & PUBLIC RELAT	1st Shift	

At the bottom of the interface, there is a yellow banner with the text: "For any application related queri" and a "1 of 2" indicator.

**Note:**

Fill the student enrollment data for all 5 years, if applicable. (2012-13, 2013-14, 2014-15, 2015-16, 2016-17). Submit Student Enrollment Data button has to be clicked for each year, once the data entry is completed.

Ensure that “Student Enrollment data entry status” is set to ‘yes’ for all year applications.



## 2. Placement Details

### Step 1

Navigate to “Placement Details” screen. Approved applications for 2012-13, 2013-14, 2014-15, 2015-16 and 2016-17 will be seen. Select each year application and enter placement data against each course.

Placement Details

Placement Details | Menu | Query | Query Results 1 - 1 of 1

Application Num:	Permanent instit	Status	Sub Status	Academic Year
> 1-2059775821		New		2015-2016

**Application- Header**
\*TO VIEW 11-12/12-13 APPLICATION(CLICK HERE -->)
1 of 1

Menu
Submit Student Placement Data
Query Results

Current Application Number:\*  !

Permanent Institute Id:

Name of the institution:\*  !

Academic Year:\*  !

Student Placement data entry status:

**Courses**
Menu
Save
View all Courses
**Enter Placement data**
1 - 2 of 2

SR.No.	Course Unique Id	Programme	Affiliating University/Board	Level of course	Name of the Course	Shift	Approved Intake	Number O
> 3	1-2158038423	ENGINEERING AND TECHNOLOGY	Board of Technical Education, Goa	DIPLOMA	CIVIL ENGINEERING	1st Shift	60	

be enabled soon. GATE/GPAT Scholarship Students are requested to enter & upload AADHAAR CARD details on or before 15th August 2015.

### Step 2

Fill the details against each course: Number of Companies Visited, Number Of Students Passed, Number Of Eligible Students, Number of Students placed in IT, Number of Students Placed in Non IT, Lowest Package (In Lakhs) Highest Package (In Lakhs) and Number of drop-out students

Number Of Students Placed will be sum of Number of Students placed in IT, Number of Students Placed in Non IT

Application- Header

Menu
Submit Student Placement Data

Current Application Number:\*  !

Permanent Institute Id:  !

Name of the institution:\*  !

Academic Year:\*  !

Student Placement data entry status:

**Courses**
Menu
Save
View all Courses
**Enter Placement data**
1 - 5 of 5

SR.No.	Course Unique Id	Programme	Affiliating University/Board	Level of course	Name of the Course	Shift	Approved Intake	Number Of Companies Visited	Number Of
> 1	1-1350207067	ENGINEERING AND TECHNOLOGY	Rajiv Gandhi Prodyogiki Vishwavidyalaya, BH	UNDER GRADUATE	CIVIL ENGINEERING	1st Shift	120		
2	1-1350207072	ENGINEERING AND TECHNOLOGY	Rajiv Gandhi Prodyogiki Vishwavidyalaya, BH	UNDER GRADUATE	ELECTRONICS AND COMMUNI	1st Shift	60		
5	1-1550808237	ENGINEERING AND TECHNOLOGY	Rajiv Gandhi Prodyogiki Vishwavidyalaya, BH	DIPLOMA	ELECTRICAL ENGINEERING	2nd Shift	60		
4	1-1550808175	ENGINEERING AND TECHNOLOGY	Rajiv Gandhi Prodyogiki Vishwavidyalaya, BH	DIPLOMA	CIVIL ENGINEERING	2nd Shift	60		
3	1-1350207078	ENGINEERING AND TECHNOLOGY	Rajiv Gandhi Prodyogiki Vishwavidyalaya, BH	UNDER GRADUATE	COMPUTER SCIENCE AND ENG	1st Shift	90		

**Note:** Kindly enter Placement Data for all approved. Enter 0 if there is if no student was placed or no batch has passed out.



### Step 3

Once placement data entry for a year is completed. Click on “Submit Student Placement Data” button. On click of this button, Student Placement data entry status will be set to “Yes”.

Placement Details

---

**Application- Header**

Menu | Submit Student Placement Data | Query Results

Current Application Number:\* 1-2071233501 | Name of the institution:\* TEST | Student Placement data entry status: Yes

Permanent Institute Id: 1-1737970001 | Academic Year:\* 2014-2015

\*TO VIEW 11-12/12-13 APPLICATION(CLICK HERE -->)

1 of 1

---

**Courses** | Menu | Save | View all Courses | **Enter Placement data**

1 - 3 of 3

Programme	Affiliating University/Board	Level of course	Name of the Course	Shift	Approved Intake	Number Of Companies Visited	Number Of Students Passed	Nu
ENGINEERING AND TECHNOLOGY	Alagappa University, Karaikudi	UG 2nd Yr DIRECT	MECHANICAL ENGINEERING	2nd Shift	60	0	14	0
ENGINEERING AND TECHNOLOGY	Alagappa University, Karaikudi	POST GRADUATE	MECHANICAL ENGINEERING	1st Shift	60	-1	0	12
ENGINEERING AND TECHNOLOGY	ABV - Indian Institute of Information Technol	UNDER GRADUATE	DATA SCIENCES	1st Shift	60	12	12	12

**Placement Data** | Menu | Query

1 - 4 of 4

Application Numl	Permanent instit	Status	Sub Status	Academic Year
1-2452286218	1-487630871	EOA Recommended		2015-2016
1-2008186081	1-487630871	EOA Recommended		2014-2015
1-1372754972	1-487630871	EOA Recommended		2013-2014
1-742211842	1-487630871	Submitted	Payment Received	2012-2013

---

**Application- Header**

Menu | Submit Student Placement Data | Submit Payment Data

Current Application Number:\* 1-2452286218 | Name of the institution:\* INSTITUTE OF MANAGI | Student Placement data entry status: No

Permanent Institute Id: 1-487630871 | Academic Year:\* 2015-2016

\*TO VIEW 11-12/12-13 APPLICATION(CLICK HERE -->)

1 of 1

---

**Courses** | Menu | Save | View all Courses | **Enter Placement data**

1 - 1 of 1

SR.No.	Course Unique Id	Programme	Affiliating University/Board	Level of course	Name of the Course	Shift	Approved Intake	Number Of
1	1-1372755088	MANAGEMENT	Devi Ahilya Vishwavidyalaya, Indore	POST GRADUATE	MASTERS IN BUSINESS ADMIN	1st Shift	120	40

**Note:**

‘Number of Students Passed’ and ‘number of Dropout Students’ column must be filled till 2015-2016 applications.

Fill the student placement data for all 5 years, if applicable. (2012-13, 2013-14, 2014-15, 2015-16, 2016-17). Submit Student Placement Data button has to be clicked for each year, once the data entry is completed.

Ensure that “Student Placement data entry status” is set to ‘yes’ for all year applications.





## 3. New initiatives/CII Survey

### Step 1

Navigate to “New Initiatives” tab.

**Application-Header** | 1 of 1+

Menu | **Submit Application**

Current Application Number:\* 1-2698248842      Name of the institution:\* TEST  
Permanent Institute Id: 1-1337585501      Academic Year:\* 2016-2017  
New Initiative data entry status:

**New Initiatives** | 1 of 1+

Menu | **Save Application** Please click on 'Save Application' and then click on 'Submit Application' button.

**Swachh Bharat**

1.a. Whether the Institute has undertaken any activities related to Swachh Bharat Mission?:

1.b. Number of Programs conducted under Swachh Bharat Mission:

**Digital India**

2.a. Whether the Institute has conducted any activities under Digital India?:

2.b. Number of Programs conducted under Digital India:

send email to [helpdesk1@aicte-india.org](mailto:helpdesk1@aicte-india.org) Only following tabs have been enabled currently for editing 2016-2017 application Organisation | 1 of 3

### Step 2

#### Following Questions to be answered

#### Swachh Bharat

1.a. Whether the Institute has undertaken any activities related to Swachh Bharat Mission? – To be selected from drop down

1.b. Number of Programs conducted under Swachh Bharat mission – To be entered only if the answer to 1.a. is 'Y'.

#### Digital India

2.a. Whether the Institute has conducted any activities under Digital India? To be selected from drop down

2.b. Number of Programs conducted under Digital India: To be entered only if the answer to 2.a. is 'Y'.

#### CMAT/GPAT

3. a. Whether this institute is ready to provide facility for CMAT and GPAT examination as centres? To be selected from drop down

3. b. Number of computers available for the Examination: To be entered only if the answer to 3.a. is 'Y'.

3.c. Whether Provision of 10% additional Computers has been made to meet redundancy? : To be entered only if the answer to 3.a. is 'Y'.



## Unnat Bharat Abhiyan

4.a. Whether the Institute has conducted any activities under Unnat Bharat Abhiyan? - To be selected from drop down

4.b. Number of Programs conducted under Digital India - To be entered only if the answer to 4.a. is 'Y'.

## International Yoga Day

5. Whether the Institute has conducted any activities under International Yoga Day - To be selected from drop down

## Skilled Vocational Programme(NSQF)

6. Whether the Institute/College is running any Skill Development / Vocational Programme (NSQF) – To be selected from drop down

### *NSQF-Complied Details and Non-NSQF Complied Details:*

If the answer of the question (6) is "Y" then it's mandatory to enter at least one record in either NSQF-Complied Details Tab/NON-NSQF Complied Details Tab or both. If the institute has not entered the record then an error message will be displayed.

The screenshot shows a web application interface with a red header bar. The header contains 'Application- Header' and 'New Initiatives' tabs. The 'Application- Header' section displays 'Current Application Number:\* 1-26982488' and 'Permanent Institute Id: 1-13375855'. The 'New Initiatives' section is divided into 'Swachh Bharat' and 'Digital India' categories. Under 'Swachh Bharat', there are two questions: '1.a. Whether the Institute has undertaken any activities related to Swachh Bharat Mission?' with a dropdown menu set to 'Y', and '1.b. Number of Programs conducted under Swachh Bharat Mission:' with a text input field containing '2'. Under 'Digital India', there are two questions: '2.a. Whether the Institute has conducted any activities under Digital India?:' with a dropdown menu set to 'N', and '2.b. Number of Programs conducted under Digital India:'. A modal dialog box is open in the center, displaying a warning icon and the message: 'Please enter a record in NSQF Complied Details tab or Non-NSQF Complied Details tab below(SBL-EXL-00151)'. The dialog has an 'OK' button. At the bottom of the page, there is a yellow banner with text: 'idsman Anti Raqqing Grants Received Solar Photo Voltaic Details Other tabs will be enabled soon. GATE/GPAT Scholarship Students are re'. The page number '2 of 3' is visible in the bottom right corner.

If the answer of the question (6) is "N" and the institute has entered a record in NSQF Complied or Non- NSQF complied tab, the following message will be displayed. In such case, if the institute wants to delete the record, it has to change its answer to (6) as "Y" and then delete the record.



**Application- Header** | Siebel | 1 of 1+

Menu | Submit Application

Current Application Number:\* 1-269824  
Permanent Institute Id: 1-133758  
New Initiative data entry status:

**New Initiatives** | 1 of 1+

Menu | Save Application | Please click on Save Application and then click on Submit Application button.

Warning Dialog Box:  
Details have been added in NSQF Complied/ Non-NSQF Complied Details but Answer to Q6. is N. Please delete the records in NSQF Complied/ Non-NSQF Complied Details or change the answer to Q6 as Y and submit the data.(SBL-EXL-00151)

OK

### i) NSQF Complied Details:

- Click on new Button to create a record.

6. Whether the Institute/College is running any Development / Vocational Programme (NSQF)?: Y

**NSQF Complied Details** | Menu | New | Delete | Save | Query | No Records

Sector	Specialization	Level	Students Enrolled in 2013-14	Students Enrolled in 2014-15	Students Enrolled in 2015-16
--------	----------------	-------	------------------------------	------------------------------	------------------------------

- Following fields are to be filled and are required

- Certifying Body – To be selected from drop-down
- Other Certifying Body (Only if Certifying body is selected as "Any Other" from drop-down)
- Sector– To be selected from drop-down
- Specialization– To be selected from drop-down
- Level– To be selected from drop-down
- Students enrolled in 2013-14
- Students enrolled in 2014-15
- Students enrolled in 2015-16
- Students enrolled in 2016-17

### ii) Non-NSQF Complied Details

- Click on new Button to create a record.

- Following fields are to be filled and are required

- Certifying Body– To be selected from drop-down



- Other Certifying Body – Body (Only if Certifying body is selected as "Any Other" from drop-down)
- Sector – To be entered
- Specialization – To be entered
- Level– To be selected from drop-down
- Students enrolled in 2013-14
- Students enrolled in 2014-15
- Students enrolled in 2015-16

### Step 3

#### Submit New Initiatives

If the institute has filled all the required details, it will be asked for confirmation for submitting the application. Institute can click on "OK" to confirm the submission of application or "Cancel" in order to edit the application

**Note: Please click on "Save Application" and then click on "Submit Application"**



## 4. CII Survey 2017

### Step 1

Navigate to "CII Survey 2017" tab in New Initiatives/CII Survey

The screenshot shows the AICTE CII Survey 2017 form. The top navigation bar includes 'Home', 'Change Password', 'Student Details', 'Student Enrollment', 'PG Data Entry', 'CII Questionnaire', 'CII Admin Screen', 'AICTE Change Request', 'Institute Account', and 'New Initiatives/CII Survey'. The 'CII Survey 2017' tab is selected. The form contains the following fields:

- Current Application Number: 1-2864321487
- Permanent Institute Id: 1-1737970001
- Name of the institution: TEST
- Academic Year: 2017-2018

The 'AICTE CII Questionnaire' section includes the following questions:

- Does your institute interact with industry on regular basis ?
- 1.1 If yes, number of companies your institute is in regular touch with for the past 2 years:
2. Do students of your institute go to industry for internships ?
- 2.1 If yes, what percentage of students go for internships ?
- 2.2 Number of students who went for internship in past 2 years:
3. Do experts from industry come to spend time with your faculty and students ?
- 3.1 If yes, how many industry experts visited your institute in the past 2 years ?
8. Does your institute get live projects from industry for B.Tech / M.Tech students ?
- 8.1 Number of industry projects received in past 2 years:
9. Do you get consultancy projects from industry ?
- 9.1 If yes, how many consultancy projects did your institute receive in the past 2 years ?
- 9.2 What is the total worth of such projects in Rs ?
10. Do companies come to your institute to provide placement to students ?
- 10.1 Number of companies which came in past 2 years:

### Step 2

Click on 'Add' button to add details related to CII Questionnaire.

The screenshot shows the AICTE CII Survey 2017 form after clicking the 'Add' button. The 'Add' button is now disabled, and the 'Save' button is visible. The questionnaire questions are now populated with default 'No' answers:

- Does your institute interact with industry on regular basis ? No
- 1.1 If yes, number of companies your institute is in regular touch with for the past 2 years:
2. Do students of your institute go to industry for internships ? No
- 2.1 If yes, what percentage of students go for internships ?
- 2.2 Number of students who went for internship in past 2 years:
3. Do experts from industry come to spend time with your faculty and students ? No
- 3.1 If yes, how many industry experts visited your institute in the past 2 years ?
8. Does your institute get live projects from industry for B.Tech / M.Tech students ? No
- 8.1 Number of industry projects received in past 2 years:
9. Do you get consultancy projects from industry ? No
- 9.1 If yes, how many consultancy projects did your institute receive in the past 2 years ?
- 9.2 What is the total worth of such projects in Rs ?
10. Do companies come to your institute to provide placement to students ? No
- 10.1 Number of companies which came in past 2 years:
- 10.2 What percentage of students get company placements ?

On clicking 'Add' button, CII Questionnaire details will become editable and 'Add' button will be disabled automatically. Also default answer to all the questions is automatically set to 'No'.



### Step 3

Applicant can modify the answer of questions as per their information. Applicant can able to edit sub questions only if they give answer of that particular main question as 'Yes'.

AICTE - Bringing e-Governance to ensure transparency

File Edit View Query Tools Help

AICTE Other Details:

Home Change Password Student Details Student Enrollment PG Data Entry CII Questionnaire CII Admin Screen AICTE Change Request Institute Account New Initiatives/CII Survey

CII Survey 2017

Menu 1 of 1+

Current Application Number:\* 1-2864321487 Name of the institution:\* TEST  
Permanent Institute Id: 1-1737970001 Academic Year:\* 2017-2018

AICTE CII Questionnaire

Menu Save Submit Application

1. Does your institute interact with industry on regular basis?: No  
1.1 If yes, number of companies your institute is in regular touch with for the past 2 years: Yes  
2. Do students of your institute go to industry for internships?: No  
2.1 If yes, what percentage of students go for internships?:  
2.2 Number of students who went for internship in past 2 years:  
3. Do experts from industry come to spend time with your faculty and students?: No  
3.1 If yes, how many industry experts visited your institute in the past 2 years?:  
4. Do your faculty members provide training to industry people?: No  
8. Does your institute get live projects from industry for B.Tech / M.Tech students?: No  
8.1 Number of industry projects received in past 2 years:  
9. Do you get consultancy projects from industry?: No  
9.1 If yes, how many consultancy projects did your institute receive in the past 2 years?:  
9.2 What is the total worth of such projects in Rs?:  
10. Do companies come to your institute to provide placement to students?: No  
10.1 Number of companies which came in past 2 years:  
10.2 What percentage of students get company placements?:

PG and Diploma is currently disabled and will be enabled soon

3 of 3

**NOTE:** After clicking 'Save' button, 'Submit Application' button will be enabled.

It is mandatory to answer the sub questions if the applicant have selected 'Yes' as answer to the main question.

AICTE - Bringing e-Governance to ensure transparency

File Edit View Query Tools Help

AICTE Other Details:

Home Change Password Student Details Student Enrollment PG Data Entry CII Questionnaire CII Admin Screen AICTE Change Request Institute Account New Initiatives/CII Survey

CII Survey 2017

Menu 1 of 1+

Current Application Number:\* 1-2864321487 Name of the institution:\* TEST  
Permanent Institute Id: 1-1737970001 Academic Year:\* 2017-2018

AICTE CII Questionnaire

Menu Save Submit Application

1. Does your institute interact with industry on regular basis?: Yes  
1.1 If yes, number of companies your institute is in regular touch with for the past 2 years:  
2. Do students of your institute go to industry for internships?: No  
2.1 If yes, what percentage of students go for internships?:  
2.2 Number of students who went for internship in past 2 years:  
3. Do experts from industry come to spend time with your faculty and students?: No  
3.1 If yes, how many industry experts visited your institute in the past 2 years?:  
8. Does your institute get live projects from industry for B.Tech / M.Tech students?: No  
8.1 Number of industry projects received in past 2 years:  
9. Do you get consultancy projects from industry?: No  
9.1 If yes, how many consultancy projects did your institute receive in the past 2 years?:  
9.2 What is the total worth of such projects in Rs?:  
10. Do companies come to your institute to provide placement to students?: No  
10.1 Number of companies which came in past 2 years:

PG and Diploma is currently disabled and will be enabled soon

**NOTE:** Applicant will be unable to submit their CII Questionnaire information, if they have skipped any mandatory sub questions. To avoid such cases, applicant must click on 'Save' button and follow system instructions as shown below.



AICTE Other Details:

Home Change Password Student Details Student Enrollment PG Data Entry CII Questionnaire CII Admin Screen AICTE Change Request Institute Account New Initiatives/CII Survey

CII Survey 2017 1 of 1+

Current Application Number: 1-2864321487 Name of the institution: TEST  
Permanent Institute Id: 1-1737970001 Academic Year: 2017-2018

AICTE CII Questionnaire

Menu Save Submit Application

1. Does your institute interact with industry on regular basis?: Yes  
1.1 If yes, number of companies your institute is in regular touch with for the past 2 years:   
2. Do students of your institute go to industry for internships?:  
2.1 If yes, what percentage of students go for internships?:  
2.2 Number of students who went for internship in past 2 years:  
3. Do experts from industry come to spend time with your faculty and students?:  
3.1 If yes, how many industry experts visited your institute in the past 2 years?:  
4. Do your faculty members provide training to industry people?: No

8. Does your institute get live projects from industry for B.Tech / M.Tech students?: No  
8.1 Number of industry projects received in past 2 years:  
8.2 Number of live projects received in the past 2 years?:  
9. Do you get consultancy projects from industry?:  
9.1 If yes, how many consultancy projects did your institute receive in the past 2 years?:  
9.2 What is the total worth of such projects in Rs?:  
10. Do companies come to your institute to provide placement to students?: No  
10.1 Number of companies which came in past 2 years:  
10.2 What percentage of students get company placements?:

Siebel  
! 1.1 If yes, number of companies your institute is in regular touch with for the past 2 years' is a required field. Please enter a value for the field.(SBL-DAT-00498)  
OK

Applicant can modify the answer of questions as per their information. Applicant can edit sub questions only if they give answer of that particular main question as 'Yes'.

## Step 4

Once the CII Survey information is filled by applicant, they can proceed for submission.

Home Change Password Student Details Student Enrollment PG Data Entry CII Questionnaire CII Admin Screen AICTE Change Request Institute Account New Initiatives/CII Survey

Current Application Number: 1-2864321487 Name of the institution: TEST  
Permanent Institute Id: 1-1737970001 Academic Year: 2017-2018

AICTE CII Questionnaire

Menu Save Submit Application

1. Does your institute interact with industry on regular basis?: Yes  
1.1 If yes, number of companies your institute is in regular touch with for the past 2 years: 10  
2. Do students of your institute go to industry for internships?: Yes  
2.1 If yes, what percentage of students go for internships?: 75  
2.2 Number of students who went for internship in past 2 years: 142  
3. Do experts from industry come to spend time with your faculty and students?: No  
3.1 If yes, how many industry experts visited your institute in the past 2 years?:  
4. Do your faculty members provide training to industry people?: Yes  
4.1 If yes, how many training programmes were organised in the past 2 years?: 6

8. Does your institute get live projects from industry for B.Tech / M.Tech students?: No  
8.1 Number of industry projects received in past 2 years:  
9. Do you get consultancy projects from industry?: Yes  
9.1 If yes, how many consultancy projects did your institute receive in the past 2 years?: 1  
9.2 What is the total worth of such projects in Rs?: 1,000,000  
10. Do companies come to your institute to provide placement to students?: Yes  
10.1 Number of companies which came in past 2 years: 600  
10.2 What percentage of students get company placements?: 95  
11. Do you have industry members on BOG / advisory councils of your institute?: No

To submit CII Questionnaire data, applicant must click on 'Submit Application' button. On clicking 'Submit Application' button, confirmation message will be prompt as follows.



Home Change Password Student Details Student Enrollment PG Data Entry CII Questionnaire CII Admin Screen AICTE Change Request Institute Account New Initiatives/CII Survey

Current Application Number: 1-2864321487 Name of the institution: TEST  
Permanent Institute Id: 1-1737970001 Academic Year: 2017-2018

**AICTE CII Questionnaire**

Menu Add Save Submit Application

Message from webpage  
CII Survey data will be submitted. No editing will be allowed further. Do you wish to continue?

1. Does your institute interact with industry on regular basis ?  
1.1 If yes, number of companies your institute is in regular touch with for the past 2 years:  
2. Do students of your institute go to industry for internships ?  
2.1 If yes, what percentage of students go for internships ?  
2.2 Number of students who went for internship in past 2 years:  
3. Do experts from industry come to spend time with your faculty and students ?  
3.1 If yes, how many industry experts visited your institute in the past 2 years ?  
4. Do your faculty members provide training to industry people ?  
4.1 If yes, how many training programmes were organised in the past 2 years ?

for B.Tech / M.Tech students ?  
2 years:  
your institute receive in the past 2 years ?  
9.2 What is the total worth of such projects in Rs ?  
10. Do companies come to your institute to provide placement to students ?  
10.1 Number of companies which came in past 2 years:  
10.2 What percentage of students get company placements ?  
11. Do you have industry members on BOG / advisory councils of your institute ?

142	1,000,000
No	Yes
6	600
Yes	95
5	No

On clicking 'OK' to confirmation message, CII Questionnaire data becomes non editable as below.

Home Change Password Student Details Student Enrollment PG Data Entry CII Questionnaire CII Admin Screen AICTE Change Request Institute Account New Initiatives/CII Survey

CII Survey 2017 1 of 1+

Current Application Number: 1-2864321487 Name of the institution: TEST  
Permanent Institute Id: 1-1737970001 Academic Year: 2017-2018

**AICTE CII Questionnaire**

Menu Add Save Submit Application

1. Does your institute interact with industry on regular basis ? Yes  
1.1 If yes, number of companies your institute is in regular touch with for the past 2 years: 10  
2. Do students of your institute go to industry for internships ? Yes  
2.1 If yes, what percentage of students go for internships ? 75  
2.2 Number of students who went for internship in past 2 years: 142  
3. Do experts from industry come to spend time with your faculty and students ? No  
3.1 If yes, how many industry experts visited your institute in the past 2 years ?  
4. Do your faculty members provide training to industry people ? Yes  
4.1 If yes, how many training programmes were organised in the past 2 years ?

8. Does your institute get live projects from industry for B.Tech / M.Tech students ? No  
8.1 Number of industry projects received in past 2 years:  
9. Do you get consultancy projects from industry ? Yes  
9.1 If yes, how many consultancy projects did your institute receive in the past 2 years ? 1  
9.2 What is the total worth of such projects in Rs ? 1,000,000  
10. Do companies come to your institute to provide placement to students ? Yes  
10.1 Number of companies which came in past 2 years: 600  
10.2 What percentage of students get company placements ? 95

**NOTE:** After submission, data will become read only. If CII questions are still editable, please verify the answers to all the questions and click on Save. It is mandatory to answer all questions.





## 5 Print EoA 2017-18

### Step 1 Navigate to New Extension Approval

The screenshot shows the AICTE Web Portal interface. The top navigation bar contains several tabs: Home, Change Password, Student Details, Institute Account, **New/Extension Approval**, My Institute Application Screen, Student Intake, IVVEQF, and Service Request. A blue arrow points to the 'New/Extension Approval' tab. Below the navigation bar, the AICTE logo is visible on the left, and the text 'AICTE Web Portal' is centered.

### Step 2 Navigate to Print EoA 2017-18 tab

The screenshot shows the 'Application-Header' form. The form includes fields for Institute Details (Name, Address, AICTE Region, State/UT, District, Town/City/Village, Pin) and various codes (Prefix, Numeric Code, AISHE Code, NSP ID, Bank IFSC Code, PAN, Institution Type). A dropdown menu is open, showing a list of report options. The option 'Print EoA 17-18' is selected and highlighted by a blue arrow. Other options in the menu include Print LOR 2016-17, Print EOA for Integrated Courses 14-15, Print LOA for Dual Degree Courses 14-15, Print LOA for Integrated Courses 14-15, Print Corrigendum LOA 14-15, Print Chapter 2 Letter Of Rejection 2014-2015, Print Final LOR 14-15, Print Corrigendum EOA 14-15, Print LOA MCA Dual Degree 14-15, Print EOA for Dual Degree Courses 14-15, Print Closure Letter 2014-15, Print EOA Dual 15-16, Print EOA Integrated 15-16, Faculty Details, University Name Change, Course Details, Print Withdrawal of Approval 16-17, Application Report Generation 2017-18, and Print EoA 17-18.

### Step 3 Click on Reports Icon

The screenshot shows the 'EOA Report 2017-18' page. The top navigation bar contains several tabs: Home, Chan, Enrollment, Institute Account, **New/Extension Approval**, My Institute Application Screen, NSQF, and Service Request. A blue arrow points to the 'Reports' icon in the top navigation bar. The main content area displays the 'EOA Report 2017-18' form, which includes fields for Academic Year, Chapter, Approval Status of Application, Remarks, and Whether the Institute is having approval from Council of Architecture (COA). The form also includes a Declaration section and a checkbox for 'I understand that after I submit the application on Portal, my application shall become un-editable:'. A pop-up window is visible, displaying instructions: 'To Print EoA for 2017-18, Click on the Reports Icon and Select EOA Report 2017-18. A pop-up window appears requesting to Open or Save. Click Save and print it. This is the EOA for 2017-18.' The footer contains the text 'For queries related to Report generation/Payments please raise your queries'.



## Step 4 Select EoA Report 2017-18 from available options

A pop up window will be displayed as shown below. Click on Submit button.

The screenshot shows the AICTE portal interface for generating an EoA Report. The main form includes fields for Academic Year (2017-2018), Chapter (Chapter 1), and Application Status (Remarks, if any). A declaration section is present with a checkbox for approval from the Council of Architecture (COA). A pop-up window titled "Parameter Name: Pick List Values" is open, showing a table with one entry: XDO\_USER\_NAME (String Value). The form also displays "Application Opened on: 16/01/2017" and "Application Submitted on: 30/01/2017". A "Submit" button is visible at the bottom of the form.

## Step 5 Saving Report

EoA report will be generated and a message will be shown below the screen as shown in following figure. Click on Save/Save As to Save the report.

The screenshot shows the AICTE portal interface after the EoA Report has been generated. The form displays the same fields as in Step 4, but with a message box at the bottom stating: "To Print EOA for 2017-18, Click on the Reports Icon and Select EOA Report 2017-18. A pop-up window appears requesting to Open or Save. Click Save and print it. This is the EOA for 2017-18." A file save dialog is open, showing the file name "EOA Report 2017-18.PDF (28.6 KB) from aicte-india.org?". The dialog has "Open", "Save", and "Cancel" buttons. A blue arrow points to the "Save" button.

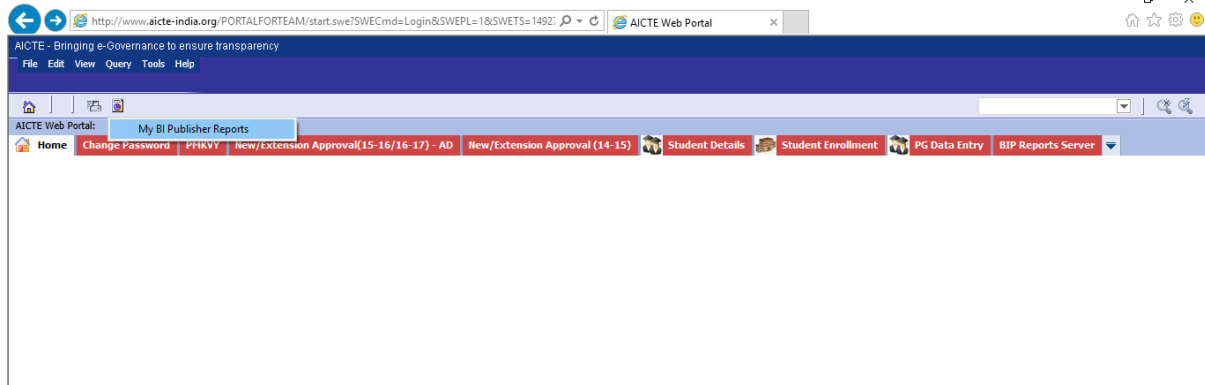
Note: In case Data is not filled in any of the required, the message will be shown in the EoA report.




## 6 Viewing Existing Downloaded Reports

Previously downloaded reports can be viewed and downloaded again through My BI Publisher Report.

Click on Reports icon and select My BI Publisher Report.



The successfully downloaded reports can be viewed by clicking on required report as shown below



Report Name	Created Date
Extended EOA Report 2016-2017	26/10/2016 08:05:5
EOA Report 2016-17	28/4/2016 08:08:38
Application Report Part 1 2016-2017	20/3/2016 04:59:45
Application Report Part 2 2016-2017	20/3/2016 03:32:00
Application Report Part 2 2016-2017	20/3/2016 01:40:56
Application Report Part 2 2016-2017	20/3/2016 12:52:48
Application Report Part 2 2016-2017	20/3/2016 12:45:34
Application Report Part 1 2016-2017	4/3/2016 04:35:11
Application Report Part 1 2013-2014	10/2/2016 02:45:10
Application Report Part 2 2015-2016	15/1/2016 05:56:48